



**Skirting board**  
**Metal Line**  
**90**  
**790**

**Description**

Metal Line 90 profiles, in anodized, polished or painted aluminium, presented in different sizes and colours, provide an elegant floor-to-wall joint. Metal Line 790 profiles, in stainless steel, presented in different sizes and colours, provide an elegant floor-to-wall joint. The special lip extends over any expansion gaps along the edges of floating floors. Associated metal or polypropylene accessories are available for internal, external corners, joints and edges. Metal Line 90 aluminium skirting boards can be curved up to minimum radius of 20 cm using the PROFLEX MACHINE and dedicated kit.



PROFLEX MACHINE item no. 30022



WHEEL KIT item no. 30052



**Materials**

**Anodized aluminium**

Al-Mg-Si aluminium, heat-treated in T6 (6060 T6).

The profiles are made by extrusion then anodized with a  $\geq 15 \mu\text{m}$  thick layer.

The outer surface must be protected from scratches and rubbing. They present a strong resistance to chemical and atmospheric agents. When wet, concrete and its derivatives produce alkaline substances which can corrode metal (forming aluminium hydroxide) when allowed to react with the surface. For this reason, the visible surface of the profile must be quickly and delicately cleaned to remove any concrete, adhesive or grouting substances and detergents.

Anodized surfaces can become ruined through wear and foot traffic (profiles used on floors) and the original finish lost as a result.

**Polished aluminium**

Al-Mg-Si aluminium, heat-treated in T6 (6463 T6).

The profiles are extruded then treated and machined. Good resistance to chemical and atmospheric agents is guaranteed. When wet, concrete and its derivatives produce alkaline substances which can corrode metal (forming aluminium hydroxide) when allowed to react with the surface. For this reason, the visible surface of the profile must be quickly cleaned to remove any concrete, adhesive or grouting substances and detergents. Do not use polished aluminium profiles on floors.

### Coated aluminium

Al-Mg-Si aluminium, heat-treated in T6 (6060 T6).

The profiles are extruded and then coated. They present a good resistance to chemical and atmospheric agents but not to mechanical stress which damages the surface coating. This means they are not recommended for floor use. Concrete, adhesive, grouting materials and detergents must be immediately removed from the visible surface of the profile.

### Anti-bacterial coated aluminium

Al-Mg-Si aluminium, heat-treated in T6 (6060 T6).

The profiles are extruded and then coated with special anti-bacterial technology. The surface reduces the most hazardous bacteria by up to 99%. This technology has been tested to the most stringent standards under international standard JID Z 2810:2000. They also present a relatively good resistance to chemical and atmospheric agents but not to mechanical stress which damages the surface coating. This means they are not recommended for floor use. Concrete, adhesive, grouting materials and detergents must be immediately removed from the visible surface of the profile.

### Stainless steel

AISI 304 - DIN 1.4301

Especially resistant to the main chemical and atmospheric agents, to lime, mortar, tile adhesives and cleaning products.

Also recommended for use in food industries, hospitals, external environments in general, etc.

### General note on metals

Aluminium and stainless steel are not resistant to all chemical compounds. Consequently, contact with particularly aggressive products like hydrochloric acid (HCl) and phosphoric acid (H3P04) should be avoided.

Products generally used to clean stone, ceramic and porcelain tiles, such as muriatic acid, ammonia and bleach, damage the surface finish on the metal and can cause intense corrosion. Moreover, any residues of concrete, adhesive, detergents and grouting materials must always be removed from the surface of the profiles as quickly and delicately as possible.

If adhesive tape is used to cover the profile, it must not be left any longer than an hour.

## Fixing

### Fixing with PP/96 type adhesive

Remove the skirting board from the packaging.

Where present, also remove any protection (protective and/or shrink-wrapped film) added to protect the finish.

Measure the length required and cut the skirting board to this length using an appropriate tool.

Place the skirting board, cut to the right length, in position and fix it to the support with a suitable adhesive (such as PP/96), making sure that the support is free of dirt and perfectly clean.

Press and hold evenly along the length of the skirting board to make sure it bonds correctly to the surface.

### Fixing profiles with adhesive

Remove the profile from the packaging.

Where present, also remove any protection (protective and/or shrink-wrapped film) added to protect the finish.

Measure the length required and cut the profile to this length using an appropriate tool.

Remove the protective film and make sure the support surface is perfectly clean and not flaking; lay the profile against the surface and press evenly along the length to guarantee it adheres well.

## Care and maintenance

Care and maintenance procedures for the materials used to make these profiles depends largely on the type of alloy and/or finish used.

The instructions provided below describe the operations to be performed on the profile to restore it as much as possible to its original condition.

The purpose of this document is to provide as many general indications as possible to guide you on when and how to clean the product, but they should also be verified on a case-by-case basis.

It should be pointed out that there are specific responsibilities in each part of the product's life cycle, starting from when it is installed the first time.

### Aluminium

No special maintenance is required and aluminium products can be easily treated with colourless alcohol in a water solution or using ordinary detergents, provided they do not contain acid (hydrochloric or hydrofluoric).

Detergent products made by multiple manufacturers and sold under a variety of commercial brands can generally be used for cleaning.

Generally speaking, there are three types of products:

- Alkaline
- Neutral
- Acid

For cleaning purposes, we recommend using a neutral detergent diluted in water then rinsing with water only, using a non-abrasive sponge and/or cloth to avoid scratching and/or damaging the anodized surface.

During cleaning, the following aspects must be kept in mind at all times:

- Do not use acid or alkaline detergents because they could damage the aluminium;
- Do not use products and/or abrasive materials;
- Do not use organic solvents on paint-coated surfaces;
- Do not use detergents without first checking their chemical composition;
- Do not apply detergents straight onto the surface to be cleaned;
- Surfaces must be "cold" (max T°= 30°C) during cleaning and not exposed to direct sunlight;
- Detergents used in cleaning must also be "cold" (max T° = 30°C) and steam sprays should not be used.

In any case, the final stage in the cleaning process is always sufficient rinsing with water of the parts treated, then immediately dried using cloths or soft leather. Polishes or similar products are not required.

Clean profiles carefully as soon as required, following the instructions on the product package, to prevent any residues of concrete, grout or similar substances from attacking the surface.

### **Stainless steel**

Stainless steel surfaces can be polished with suitable, widely available products.

Stainless steel is easy to clean and extremely hygienic; the smooth, non-porous surface makes the adhesion and survival of bacteria and/or other micro-organisms.

To keep stainless steel perfectly maintained, there are just a few simple rules: wash with soap and warm water, rinse well then dry with a soft cloth. For surfaces exposed to atmospheric agents and attack, we recommend cleaning the stainless steel profile regularly to maintain the surface unaltered and prevent corrosion.

Surfaces with a brushed finish should always be cleaned in the direction of the brushing and not at an angle to it.

In the event of scratches, use a detergent/polish made specifically for stainless steel, and a soft cloth.

For cleaning, do not use any of the following:

- detergents containing hydrochloric acid (also known as muriatic acid), hydrofluoric acid or bleach; avoid direct contact on surfaces with detergents containing chlorides, unless the contact is short and the surface is well-rinsed afterwards.
- abrasive powdered detergents which could damage the surface finish of the profile.

Do not leave mild steel objects or utensils (like brushes or steel wool normally used to remove residues of mortar or similar products) in contact with stainless steel profiles for extended lengths of time. They could transfer iron particles (contamination) and trigger rust on the surface. Do not leave damp cloths or sponges for extended lengths of time on the stainless steel surface to prevent the formation of unsightly water marks.

### **Fire prevention measures**

In the event of fire, use chemical fire extinguishers, dry sand or solid extinguishing agents.

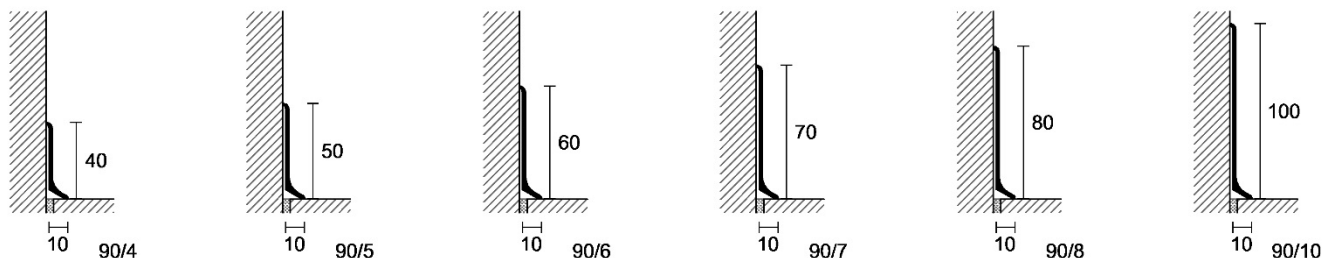
### **Notes:**

These profiles must be handled with caution, being careful to wear suitable gloves to prevent injury and/or cuts to the hands.

The instructions and specifications provided here are the product of our experience but are only a guide, should not be considered exhaustive and must be confirmed by extensive practical applications.















Profilpas declines any responsibility for damage to people or things resulting from improper use of the product.

Users must establish for themselves if the product is suitable for the required used and they bear full responsibility for any incorrect installation of the material.

**Metal Line 90**

**METAL LINE 90**

length = 200 cm- pack 25 pcs

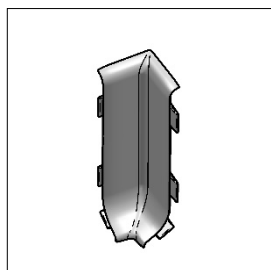
**H cm**

ART.	finishing		4	5	6	7	8	10
<b>ALUMINIUM</b>								
	silver anodised		78080	78084	78100	78138	78130	78137
	colour-coated polished white RAL 9010		-	-	78112	-	-	-
	colour-coated matt white RAL 9010		-	-	78110	-	-	-
<b>90/ SF</b>	titanium anodised		-	-	78103	-	-	-
	colour-coated anthracite grey		-	-	78118	-	-	-
	colour-coated ancient grey		-	-	78119	-	-	-
<b>90/ A</b>	self-adhesive silver anodised		-	-	78106	-	78136	-
<b>90/ TSF</b>	bright polished titanium		-	78087	78111	-	78141	-
<b>90/ SSF</b>	bright satin silver		78082	-	78105	-	78133	-
	bright satin gold		-	-	78107	-	78135	-
<b>90/ TMSF</b>	bright satin titanium		78088	-	78102	-	78134	-
<b>TREND COLOR STONE</b>								
<b>90/ SF</b>	colour-coated white stone		-	-	78094	-	-	-
	colour-coated black stone		-	-	78099	-	-	-
<b>ANTIBACTERIAL COLOUR-COATED ALUMINIUM</b>								
<b>90H/ SF</b>	colour-coated white RAL 9003 antibacterial		-	-	78104	-	-	-

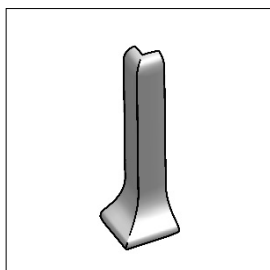
individually packed

90/4SF, 90/5SF, 90/6SF and 90/8SF in silver anodised aluminium, available also in length 400 cm

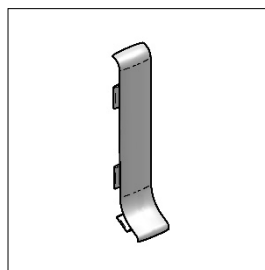
Metal Line 90



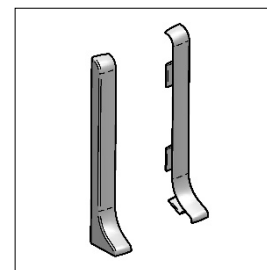
Internal corner



External corner



Joint



Left and right end trim

**INSIDE CORNER**

pack 4 pcs		H cm						
ART.	finishing	4	5	6	7	8	10	
<b>METAL</b>								
	silver		78630	78640	78650	78660	78670	78680
	titanium		-	-	78654	-	-	-
	polished white RAL 9010		-	-	78664	-	-	-
	matt white RAL 9010		-	-	78674	-	-	-
90/ MI	anthracite grey		-	-	78684	-	-	-
	ancient grey		-	-	78694	-	-	-
	polished titanium		-	78644	78704	-	78708	-
	satin silver		78718	-	78720	-	78722	-
	satin gold		-	-	78724	-	78744	-
	satin titanium		78714	-	78734	-	78754	-
90/ MI	white stone		-	-	78172	-	-	-
	black stone		-	-	78173	-	-	-
90H/ MI	white RAL 9003 antibacterial		-	-	78690	-	-	-

**POLYPROPYLENE**

90/ I	silver anodised		78236	78231	78190	78370	78195	78091
-------	-----------------	--	-------	-------	-------	-------	-------	-------

no partial packaging

**JUNCTION**

pack 4 pcs		H cm						
ART.	finishing	4	5	6	7	8	10	
<b>METAL</b>								
	silver		78632	78642	78652	78662	78672	78682
	titanium		-	-	78656	-	-	-
	polished white RAL 9010		-	-	78666	-	-	-
	matt white RAL 9010		-	-	78676	-	-	-
90/ MG	anthracite grey		-	-	78686	-	-	-
	ancient grey		-	-	78696	-	-	-
	polished titanium		-	78646	78706	-	78710	-
	satin silver		78738	-	78740	-	78742	-
	satin gold		-	-	78726	-	78746	-
	satin titanium		78716	-	78736	-	78756	-
90/ MG	white stone		-	-	78187	-	-	-
	black stone		-	-	78188	-	-	-
90H/ MG	white RAL 9003 antibacterial		-	-	78692	-	-	-

**POLYPROPYLENE**

90/ G	silver anodised		78237	78232	78192	78372	78197	78092
-------	-----------------	--	-------	-------	-------	-------	-------	-------

no partial packaging

**OUTSIDE CORNER**

pack 4 pcs		H cm						
ART.	finishing	4	5	6	7	8	10	
<b>METAL</b>								
	silver		78631	78641	78651	78661	78671	78681
	titanium		-	-	78655	-	-	-
	polished white RAL 9010		-	-	78665	-	-	-
	matt white RAL 9010		-	-	78675	-	-	-
90/ ME	anthracite grey		-	-	78685	-	-	-
	ancient grey		-	-	78695	-	-	-
	polished titanium		-	78645	78705	-	78709	-
	satin silver		78728	-	78730	-	78732	-
	satin gold		-	-	78725	-	78745	-
	satin titanium		78715	-	78735	-	78755	-
90/ ME	white stone		-	-	78174	-	-	-
	black stone		-	-	78178	-	-	-
90H/ ME	white RAL 9003 antibacterial		-	-	78691	-	-	-

**POLYPROPYLENE**

90/ E	silver anodised		78235	78230	78191	78371	78196	78090
-------	-----------------	--	-------	-------	-------	-------	-------	-------

no partial packaging

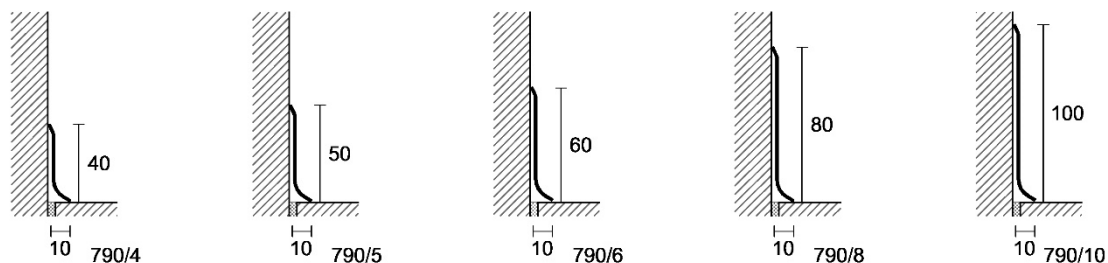
**RIGHT/LEFT END CAPS**

4 couples pack		H cm						
ART.	finishing	4	5	6	7	8	10	
<b>METAL</b>								
	silver		78633	78643	78653	78663	78673	78683
	titanium		-	-	78657	-	-	-
	polished white RAL 9010		-	-	78667	-	-	-
	matt white RAL 9010		-	-	78677	-	-	-
90/ MP	anthracite grey		-	-	78687	-	-	-
	ancient grey		-	-	78697	-	-	-
	polished titanium		-	78647	78707	-	78711	-
	satin silver		78748	-	78750	-	78752	-
	satin gold		-	-	78727	-	78747	-
	satin titanium		78717	-	78737	-	78757	-
90/ MP	white stone		-	-	78189	-	-	-
	black stone		-	-	78199	-	-	-
90H/ MP	white RAL 9003 antibacterial		-	-	78693	-	-	-



**POLYPROPYLENE**

90/ P	silver anodised		78238	78233	78193	78373	78198	78093
-------	-----------------	--	-------	-------	-------	-------	-------	-------

no partial packaging

**Metal Line 790**

**METAL LINE 790**



length = 270 cm - pack 10 pcs

		H cm					
ART.	finishing	4	5	6	8	10	
<b>STAINLESS STEEL</b>							
	polished stainless steel AISI 304 DIN 14301		78120	78108	78129	78132	78139
<b>790/ SF</b>	satin stainless steel AISI 304 DIN 1.4301		78128	78109	78126	78127	78140

individually packed - art. 790/10 SF pack 5 pcs

**INSIDE CORNER IN METAL**



pack 4 pcs

		H cm					
ART.	finishing	4	5	6	8	10	
<b>790/ MI</b>	finishing polished		78760	78761	78762	78763	78764
<b>790/ MIS</b>	finishing satin		78780	78781	78782	78783	78784

no partial packaging

**OUTSIDE CORNER IN METAL**



pack 4 pcs

		H cm					
ART.	finishing	4	5	6	8	10	
<b>790/ ME</b>	finishing polished		78765	78766	78767	78768	78769
<b>790/ MES</b>	finishing satin		78785	78786	78787	78788	78789

no partial packaging

**JUNCTION IN METAL**



pack 4 pcs

		H cm					
ART.	finishing	4	5	6	8	10	
<b>790/ MG</b>	finishing polished		78770	78771	78772	78773	78774
<b>790/ MGS</b>	finishing satin		78790	78791	78792	78793	78794

no partial packaging

**RIGHT/LEFT END CAPS IN METAL**

4 couples pack

		H cm					
ART.	finishing	4	5	6	8	10	
<b>790/ MP</b>	finishing polished		78775	78776	78777	78778	78779
<b>790/ MPS</b>	finishing satin		78795	78796	78797	78798	78799

no partial packaging